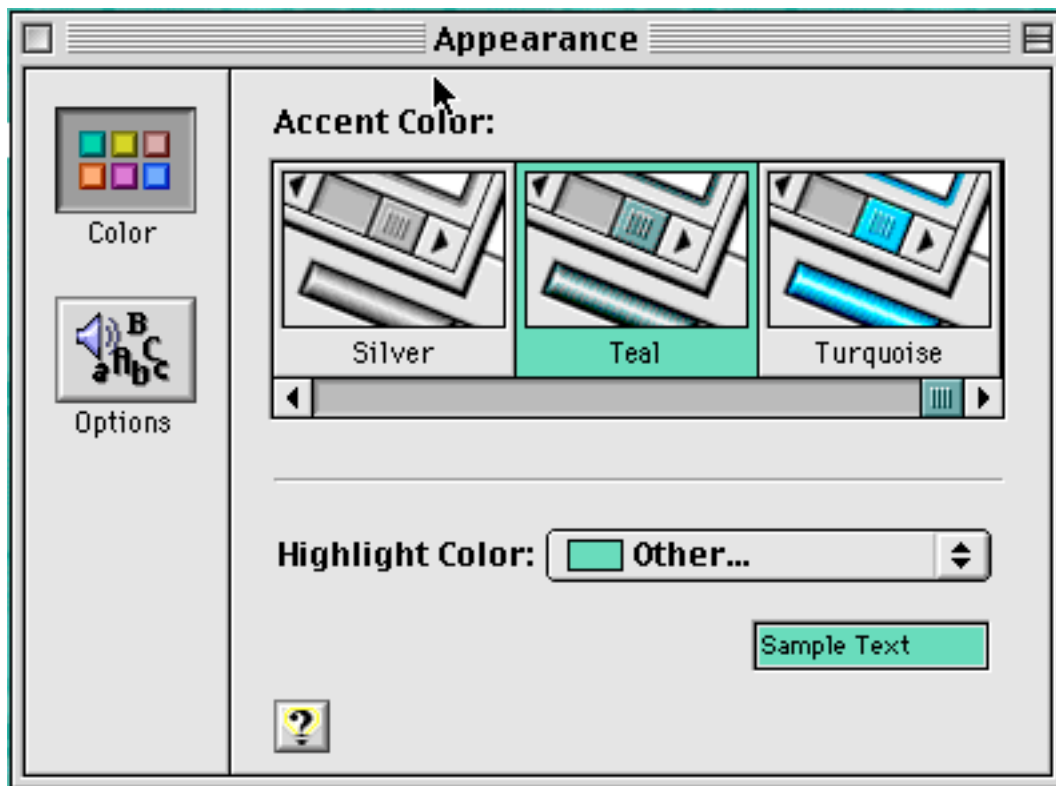


iMac Bondi Banzi

Ok, since you purchased (or not) your iMac you have the color of Bondi on your brain. You are thinking of painting your house Bondi, with light Bondi shutters. Before you do that, perhaps you could make your everyday iMac (or Mac) into showing you more Bondi as you work. [The following was done with Mac OS 8.1, any changes due to Mac OS 8.5 will be noted in each step.](#)

1. The first thing you can change to start your Bondi Banzi is the Appearance in the Control Panel.




The teal color is the closest thing to Bondi Light in here.


[In Mac OS 8.5 there is no accent color to choose, choose the Bubbles Theme and then go to the Appearance tab, in there you can choose your Highlight color and Variation color. You can choose Bondi now!](#)

2. The next item is the Desktop Pictures Control Panel(8.1). You can have your background in the Finder in many Bondi-patterns! [In the Appearance Control Panel \(8.5\), under the Desktop tab, you can choose your desktop colors.](#)

In Mac OS 8.1:



Pattern: Waves Bondi




Pattern: Bossanova Bondi




Pattern: Bondi Dark



Pattern: Bondi Light




Pattern: Bondi



Pattern: Bubbles Bondi

Mac OS 8.5 adds these:



3. Final thing is the Macintosh hard drive icon. Replace that plain-Jane icon with something more snazzy!



My favorite - This is from PixelHaus - www.gdn.net/~dbx/ in their p2iMaciCon package.



iMac iCon

Another is from the Icon Factory, iMac OS icon collection - this will let you change everything from the folders, to the trash, etc. Here is the hard drive icon - is available from www.iconfactory.com



iDrive

The third is from IliCon, iMac System Icons 2 -More cartoon like images for everything including folders, trash, etc. The hard drive icon - is available at cyberrealm.net/~janos



Hard Disk

My other favorite is from Hide's iMac icons, if you include Hide's System icons you will have a complete icon change like the two above. The hard disk icon - is available from www.vcnet.com/hide/download



Front (Hello)

All of the above icons sets are great! I'm glad the artists have contributed to the iMac in some way...

Several other icon packages are available at www.download.com , search for iMac icon. The others also have an icon for your Trash Can, folders, etc.

These three steps will get you as close as dreaming about Bondi as you can get with the iMac.

This "The iMac 512 Classic" PDF document is copyright 1999 by G.Younk. Permission is needed to reproduce this on any electronic or printed medium.